



District Report Card: 2017


State: Jharkhand	District: Saraikela-kharsawan
Class: 3	Subject: Language
Schools: 61	Students: 702


Participation/Coverage


Students

GENDER 	Boys		Girls	
	Number	%	Number	%
	336	47.86	366	52.14

AREA 	Rural		Urban	
	Number	%	Number	%
	615	87.61	87	12.39

CATEGORY 	SC		ST		OBC		GEN	
	Number	%	Number	%	Number	%	Number	%
	38	5.41	340	48.43	315	44.87	9	1.28

CWSN 	LD	VI	HI	S&LD	ID	Oth
	0	4	0	0	1	0

Management 	Government		Government-aided	
	Number	%	Number	%
	702	100.00	0	0.00

Average Performance of Students in Language (%)

Overall	Gender		Area		Management		Social Group			
	Male	Female	Rural	Urban	Govt.	Aided	SC	ST	OBC	GEN
79.23	78.51	79.89	79.10	80.15	79.23	0.00	77.37	77.94	80.57	88.89

Performance on Learning Outcomes (LOs)

Learning Outcomes	Description	Average Performance(%)
L304	Reads small texts with comprehension i.e., identifies main ideas, details, sequence and draws conclusions	79.06
L312	Reads printed scripts on the classroom walls: poems, posters, charts etc.	79.57

Range of Performance of Students who Answered Correctly							
Below 30%		30% - 50%		50% - 75%		Above 75%	
Number	%	Number	%	Number	%	Number	%
14	1.99	53	7.55	178	25.36	457	65.10

Lowest Performing Learning Outcomes (LOs)

- 1 - Reads small texts with comprehension i.e., identifies main ideas, details, sequence and draws conclusions (79.06)
- 2 - Reads printed scripts on the classroom walls: poems, posters, charts etc. (79.57)